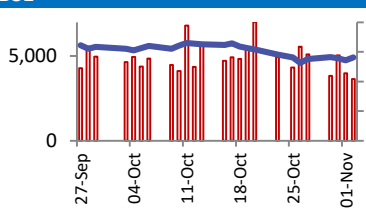
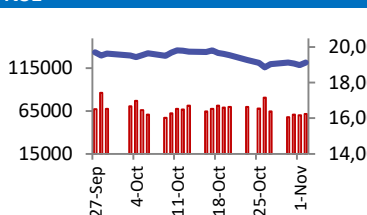


BSE		NSE																																											
	<table border="1"> <tr><td>70,000</td><td>Open</td><td>64033</td></tr> <tr><td>65,000</td><td>High</td><td>64203</td></tr> <tr><td>60,000</td><td>Low</td><td>63815</td></tr> <tr><td>55,000</td><td>Close</td><td>64081</td></tr> <tr><td>50,000</td><td>Change</td><td>490</td></tr> <tr><td></td><td>Volume (Lacs)</td><td>6447</td></tr> <tr><td></td><td>Turnover (Rs.inCr)</td><td>3653</td></tr> </table>	70,000	Open	64033	65,000	High	64203	60,000	Low	63815	55,000	Close	64081	50,000	Change	490		Volume (Lacs)	6447		Turnover (Rs.inCr)	3653		<table border="1"> <tr><td>20,000</td><td>Open</td><td>19120</td></tr> <tr><td>19,000</td><td>High</td><td>19175</td></tr> <tr><td>18,000</td><td>Low</td><td>19064</td></tr> <tr><td>17,000</td><td>Close</td><td>19133</td></tr> <tr><td>16,000</td><td>Change</td><td>144</td></tr> <tr><td>15,000</td><td>Volume(Lacs)</td><td>36403</td></tr> <tr><td></td><td>Turnover(Rs.in Cr)</td><td>61404</td></tr> </table>	20,000	Open	19120	19,000	High	19175	18,000	Low	19064	17,000	Close	19133	16,000	Change	144	15,000	Volume(Lacs)	36403		Turnover(Rs.in Cr)	61404
70,000	Open	64033																																											
65,000	High	64203																																											
60,000	Low	63815																																											
55,000	Close	64081																																											
50,000	Change	490																																											
	Volume (Lacs)	6447																																											
	Turnover (Rs.inCr)	3653																																											
20,000	Open	19120																																											
19,000	High	19175																																											
18,000	Low	19064																																											
17,000	Close	19133																																											
16,000	Change	144																																											
15,000	Volume(Lacs)	36403																																											
	Turnover(Rs.in Cr)	61404																																											

World Markets	Current	Previous	Pt. Chg	Var(%)
Dow	33839	33275	565	1.7%
Dow Futures	33955	33914	41	0.1%
Nasdaq	13294	13061	233	1.8%
FTSE	7447	7342	104	1.4%
Nikkei	31950	31602	348	1.1%
Hang Seng	17588	17231	357	2.1%
Gift Nifty	19355	19360	(5)	0.0%
Straits Singapore	3140	3082	58	1.9%
South Korea	2367	2343	23	1.0%
Taiwan	16464	16397	67	0.4%
Shanghai	3033	3009	23	0.8%

Commodity Prices	Current	Previous	Pt. Chg	Var(%)
Copper (\$/MT)	8143	8110	33.5	0.4%
Alumin (\$/MT)	2228	2237	(9.0)	-0.4%
Zinc (\$/MT)	2478	2500	(22.0)	-0.9%
Brent Crude (\$/bbl)	86.9	86.9	0.1	0.1%
Gold (\$/Ounce)	1987	1986	1.1	0.1%
Silver (\$/Ounce)	22.7	22.8	(0.0)	-0.1%
Light Crude (\$/bbl)	82.6	82.5	0.1	0.1%
N G (\$/mmbtu)	3.5	3.5	0.0	1.1%
Sugar (\$/MT)	739.0	740.8	(1.8)	-0.2%
Rubber (Rs./kg)	151.0	151.0	0.0	0.0%
Baltic Dry Index	1385	1401	(16.0)	-1.1%

Currency Exchange Rate	Current	Previous	Var(%)
Rs./\$ rate	83.25	83.29	-0.04%
Rs./ Euro	88.44	87.86	0.66%
Rs./Chinese Yuan	11.38	11.38	0.02%
Yen /\$ rate	150.38	150.45	-0.05%
\$ US/Euro	1.06	1.06	0.04%

Dollar Index	Current	Previous	Var(%)
Dollar Index	106.11	106.12	-0.02%

Support/ Resistance Levels for Today		
	Nifty	Bank Nifty Fut
Support 1	19060	43000
Support 2	19000	42700
Resistance	19200	43590

Securities in Ban For Trade	
GNFC	

Market Review

US: US stock market indices rallied nearly 2% on Thursday amid a batch of upbeat quarterly financial results and hopes that the US Federal Reserve has reached the end of its interest rate hiking campaign.

Asia: Asian markets traded higher on Friday following overnight rally on Wall Street and ahead of the release of key economic data in the region.

India: India's benchmark stock indices advanced through Thursday after the U.S. Federal Reserve decided to hold interest rates on Wednesday. The indices snapped two days of losses, as realty and metal sectors were the top gainers. **Market is expected to open gap up and likely to witness positive move during the day.**

Global Economy: China's service sector grew at a much slower-than-expected pace in October, as a deepening slump in domestic demand largely offset some improvement in foreign orders. The Caixin services purchasing managers index (PMI) grew 50.4 in October, the reading accelerated slightly from the 50.2 seen in September, but still remained just shy of contraction. The weak data for October was largely driven by a further softening in local demand, which saw new order growth slow substantially, turning companies more cautious over expanding their businesses.

U.S. worker productivity grew at its quickest pace in three years in the third quarter, depressing labor costs. Nonfarm productivity, which measures hourly output per worker, increased at a 4.7% annualized rate last quarter, the fastest since the third quarter of 2020. Productivity grew at a 2.2% pace from a year ago.

Commodities: Gold prices were largely flat in early Asian hours on Friday, as investors looked forward to the U.S. October non-farm payrolls report later in the day for more clues on the Federal Reserve's interest rate path.

Oil prices were little changed on Friday, heading for their second straight week of losses as the U.S. central bank left the door open for possible future rate hikes and worries that the Middle East conflict would disrupt supply eased.

Currency: The dollar stayed on the back foot on Friday and was on course for a weekly decline against a basket of currencies as traders wagered that the U.S. Federal Reserve was most likely done with rate increases, lifting risk sentiment.

FII Derivative Transactions (Rs. Cr)

Contracts	Purchase		Sell		Net Value	Open Interest (OI)		OI (Previous day)		Change	
	Contract	Value	Contract	Value		Contract	Value	Contract	Value	Contract	Value
Index Future	50245	3950	63774	4851	(901)	257148	20893	231499	18781	25649	2112
Index Option	19342869	1649828	19572939	1669469	(19641)	2809703	222611	3482536	301535	(672833)	(78924)
Stock Future	208938	14604	184891	13252	1352	2539570	175079	2530587	171936	8983	3143
Stock Option	223009	15976	221240	15816	160	170596	11910	157541	10853	13055	1057
Total	19825061	1684358	20042844	1703388	(19030)	5777017	430493	6402163	503105	(625146)	(72612)

FII All Activity-BBG (Rs Cr)	Buy	Sell	Net
26-Oct-23	11830	18226	(6396)
27-Oct-23	10162	12656	(2494)
30-Oct-23	6724	8421	(1697)
31-Oct-23	11147	11580	(433)
1-Nov-23	6687	8478	(1791)
Month to date-Nov	6687	8478	-1791
FII (Prov.) (Rs Cr)	Buy	Sell	Net
27-Oct-23	9360	10860	(1500)
30-Oct-23	6654	8416	(1762)
31-Oct-23	10940	11636	(696)
1-Nov-23	6674	8491	(1817)
2-Nov-23	7857	9118	(1261)
Month to date- Nov	14532	17610	(3078)
DII (Prov.) (Rs. Cr)	Buy	Sell	Net
27-Oct-23	7136	6822	314
30-Oct-23	7524	6195	1328
31-Oct-23	6479	6139	340
1-Nov-23	7617	5995	1622
2-Nov-23	7013	5633	1380
Month to date-Nov	14630	11628	3002
FII Debt - BBG (Rs. Cr)	Buy	Sell	Net
26-Oct-23	363	559	(196)
27-Oct-23	807	572	235
30-Oct-23	347	280	66
31-Oct-23	1390	591	799
1-Nov-23	420	331	89
Month to date-Nov	420	331	89

Market Breadth	BSE		NSE	
	No.	%	No.	%
Advance	2269	60%	1670	67%
Decline	1387	37%	753	30%
Unchanged	135	4%	88	4%

Market Turnover	02-Nov	01-Nov	Var (%)
BSE Cash	3653	3978	-8%
NSE Cash	61404	60007	2%
NSE Futures	95922	79229	21%
NSE Options	36538150	44557813	-18%
Total (Rs.Cr)	36699128	44701026	-18%

Volatility Index	02-Nov	01-Nov
Volatility Index	11.08	12.05

Index PE - TTM	02-Nov	Yr. High	Yr. Low
Sensex	22.4	26.0	21.8
Nifty	20.8	24.2	20.0

Corporate News

Tata Motors's EV subsidiary signed an agreement with JLR

The company's EV subsidiary signed an agreement with JLR to develop premium EVs. Tata Motors' third-generation EVs based on the Avinya concept are to be developed on JLR's Electrified Modular Architecture platform. Tata Passenger Electric Mobility will pay a royalty fee to JLR. (BQ)

Lupin announced the launch of Diazepam Rectal Gel

The company announced the launch of Diazepam Rectal Gel after its wholly owned subsidiary, Novel Laboratories, received approval for its ANDA from the USFDA. Diazepam Rectal Gel had estimated annual sales of \$37 million in the U.S. (BQ)

JK Lakshmi Cement board approved capacity expansion of unit at Surat

The board approved capacity expansion of the existing split location grinding unit at Surat by putting up an additional grinding unit of 13.50 lakh metric tonnes per annum. The expansion will require an investment of Rs 225 crore and will be added over a period of two years. (BQ)

KPI Energy's unit Sun Energia receives an order

The company's unit Sun Energia received order for executing wind-solar hybrid power project for 2.10 MW capacity comprising of 2.10 MW wind and 1 MW solar capacity from CTX Life Sciences.(BQ)

Economy

Many large buyers from Turkey land in India to buy basmati rice; prices surge

After India reduced the minimum export price (MEP) of basmati rice to \$950 from \$1200 per tonne last week, many large buyers from Turkey have landed in India to buy basmati rice resulting in prices surging to \$975-\$1000 per tonne in the export markets.(BQ)

International

Toyota recalls 1.85 million RAV4 SUVs over fire risks

Toyota Motor is recalling 1.85 million RAV4 sport utility vehicles in the United States over fire risks stemming from the installation of replacement batteries.The recall covers 2013-2018 model year vehicles. Toyota said some replacement 12-volt batteries have smaller top dimensions and if a hold-down clamp was not tightened correctly, the battery could move when the vehicle is driven with forceful turns potentially short circuiting, increasing the risk of fires.(Reuters)

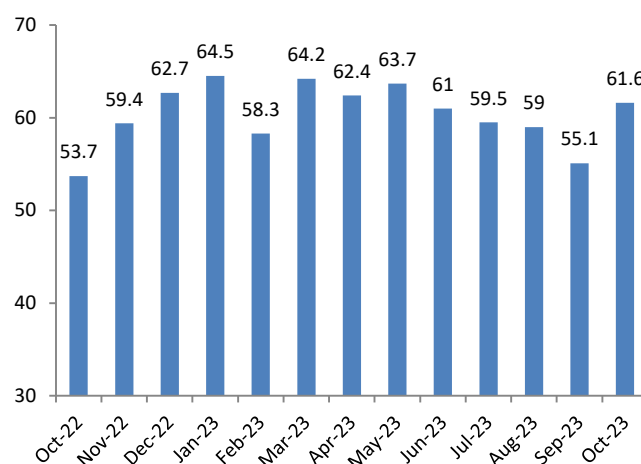
Top 5 Nifty Gainers	02-Nov	01-Nov	Var(%)
BRITANNIA	4527	4397	3.0%
HINDALCO	474	463	2.5%
INDUSINDBK	1461	1433	2.0%
APOLLOHOSP	4887	4797	1.9%
EICHERMOT	3338	3282	1.7%
Top 5 Nifty Losers	02-Nov	01-Nov	Var(%)
HEROMOTOCO	3052	3092	-1.3%
TECHM	1116	1125	-0.9%
BAJAJ-AUTO	5318	5344	-0.5%
BAJFINANCE	7449	7472	-0.3%
ONGC	186	187	-0.3%

BSE Index Watch	Last	1 day	1 wk	1 mth	1 yr
SENSEX	64081	0.8%	1.5%	-2.2%	5.3%
MIDCAP	31511	1.2%	3.0%	-2.6%	22.9%
SMLCAP	37240	1.0%	2.9%	-1.5%	28.5%
AUTO	36261	0.8%	0.1%	0.2%	19.2%
BANKEK	48629	0.8%	2.0%	-2.8%	2.8%
Capital Goods	46036	1.1%	2.0%	-4.5%	38.0%
FMCG	18641	1.0%	1.4%	0.3%	14.6%
Health Care	27573	0.8%	2.2%	-3.0%	12.9%
IT	31100	0.9%	1.5%	-2.8%	7.4%
METAL	22284	1.7%	0.8%	-3.2%	15.3%
Oil & Gas	18537	1.3%	3.8%	-1.3%	-5.5%
Power	4448	1.6%	3.1%	-3.7%	-8.9%
Realty	4973	2.6%	9.3%	7.5%	41.4%

NSE USD Futures	02-Nov	01-Nov	Var (%)
Oct Expiry (Rs./\$)	83.27	83.33	-0.1%
Nov Expiry (Rs./\$)	83.28	83.34	-0.1%
Total Turnover (Rs. Crore)	21524	22424	-4%

Sectors	TTM PE
Auto	30.79
Auto Ancillary	41.55
Banking	14.27
Engineering	40.96
Cement	73.84
Diamonds & Jewellery	36.21
Housing Finance	20.22
Infrastructure & Const	28.13
Metals-Aluminium	34.28
Metal - Steel	12.6
Oil Expl.	14.17
Pharma	7.67
Power – Gen. Supp.	39.43
Information Tech.	15.41
Sugar	10.92
Telecom Serv. Prov.	137.55
Tyres	33.4

Coal India Off-Take (MT) (Source:Company)



10 year G-Sec Yield	Current	Previous	Change
US	4.66%	4.73%	(8) bps
Japan	0.93%	0.96%	(4) bps
India	7.32%	7.36%	(4) bps
UK	4.38%	4.50%	(12) bps
Libor 3 Mths	5.65%	5.64%	1 bps

Indian Eco Data	Current	Previous	Var(%)
Forex Reserve (US\$ in bn)	525	528	-0.7%
Inflation – WPI	-0.26%	-0.52%	26 bps
Inflation – CPI	5.02%	6.83%	(181) bps

India GDP	Q4FY23	Q4FY22	Var(%)
Growth	8.00%	6.06%	194 bps

Monetary Policy	Current	Previous	Change
Repo Rate	6.50%	6.50%	0 bps
Reverse Repo Rate	3.35%	3.35%	0 bps
CRR	4.50%	4.50%	0 bps
O/S Banking System Liquidity (Rs bn)	-261	-548	286.4

IIP Growth %	Aug-23	Aug-22	YTD
IIP	10.3	-0.7	5.7
Mining	12.3	-3.9	8.3
Manufacturing	9.3	-0.5	5.2
Electricity	15.3	1.4	7.0

Bulk Deal As On 02/11/23

BSE					
Security Code	Security Name	Client Name	Deal	Quantity	Price
541144	ACTIVE	PREM RATAN BHAIIA HUF	B	87250	72.77
541144	ACTIVE	VT CAPITAL MARKET PRIVATE LIMITED	B	80000	72.88
540718	AKM	MAHAVIR RAMESHCHANDRA CHUDASAMA	S	24000	50.05
540718	AKM	NEHA GAURANGBHAI HIRANI	B	42000	50.11
540718	AKM	PARAMAR VAISHNAVIBEN	S	27000	48.58
542627	CHANDNIMACH	AJAY JAGDISH KAPUR	S	28000	22
540681	CHOTHANI	ASHWINI NIRAJ SINGH	S	70000	37.4
540681	CHOTHANI	MUDRA OM COMMODITIES INDIA PVT.LTD.	B	60000	34.35
539986	COMSYN	ECONO TRADING & INVESTMENT PRIVATE LIMITED	S	20000	69.51
539986	COMSYN	ECONO TRADING & INVESTMENT PRIVATE LIMITED	B	305000	76.87
543516	DHYAANI	PRADIP SHUDHAKARBHAI BIREWAR	S	10000	107.25
543516	DHYAANI	SAFAL FINSTOCK PRIVATE LIMITED	B	8000	107.25
533263	GREENPOWER	M/S APEX VENTURES	S	5158445	14.51
540654	GSTL	ANAND GANESH RAO	S	200000	56.43
540654	GSTL	SETU SECURITIES PVT. LTD.	S	39155	56.25
540654	GSTL	SETU SECURITIES PVT. LTD.	B	59155	56.09
505523	MAHACORP	MAHADEV MANUBHAI MAKVANA	B	1015557	1.39
505523	MAHACORP	MARWADI SHARES AND FINANCE LIMITED	S	1995406	1.39
507690	ORIBEVER	CHAUHAN TRISHUL JITUSINH	S	11605	235.2
507690	ORIBEVER	CHAUHAN TRISHUL JITUSINH	B	11605	233.22
507690	ORIBEVER	HARDIKKUMAR MAIYAJIBHAI DESAI	S	13499	231.66
507690	ORIBEVER	HARDIKKUMAR MAIYAJIBHAI DESAI	B	13499	216.87
537573	POLYMAC	ATUL KUMAR MISHRA HUF	B	25600	35.72
537573	POLYMAC	KEERTI MAHESHWARI	B	49600	35.7
537573	POLYMAC	PIYUSH SECURITIES PVT LTD	B	27200	35.53
540727	POOJA	MEET PANCHMATIYA	S	131427	34.97
531637	PRAVEG	MORGAN STANLEY ASIA (SINGAPORE) PTE.	S	6781	601.31
531637	PRAVEG	MORGAN STANLEY ASIA (SINGAPORE) PTE.	B	200000	549.98
531637	PRAVEG	RAJESH KHANDUBHAI PATEL	S	590258	550.11
531637	PRAVEG	SAGEONE INVESTMENT MANAGERS LLP	B	175000	550.1
506975	RAJSPTR	PRESSMAN REALTY PRIVATE LIMITED	S	337900	0.79
543171	ROJL	COMMENDAM INVESTMENTS PVT LTD	S	273244	3.33
543366	SBLI	HIREN ARVINDKUMAR SHAH	S	7200	31.61
543366	SBLI	PURAB AGARWALLA	B	4800	31.04
543366	SBLI	RAJUBHAI RAVAL	S	8400	31.18
540072	SHIVAEXPO	ABHINAV UPADHYAY	S	100000	10.1
544001	SUNITATOOL	KAUSHAL DEEPAK SHAH	S	35000	172.61
543799	SVJ	MADHU SANJAYKUMAR BUCHA	B	96000	60.27
543799	SVJ	MAHESH JHAWAR	S	108000	60.09
543436	WITS	VENKATRAMAN	S	2400	130.6

NSE

Security Code	Security Name	Client Name	Deal	Quantity	Price
BTML	Bodhi Tree Multimedia Ltd	OREGANO LIFE PRIVATE LIMITED	BUY	65000	156.5
CUPID	Cupid Limited	CLIFF TREXIM PRIVATE LIMITED	BUY	100000	682.56
GODHA	Godha Cabcon Insulat Ltd	MAHADEV MANUBHAI MAKVANA	SELL	24301080	0.55
ISFT	Intrasoft Tech. Ltd	MAJESTIC COMMERCIAL PRIVATE LIMITED	SELL	100000	122.5
ISFT	Intrasoft Tech. Ltd	SALSET VINIMAY PVT.LTD.	BUY	100000	122.5
JETFREIGHT	Jet Freight Logistics Ltd	SURESHKUMAR MAKWANA	SELL	538794	13.75
KSHITIJPOL	Kshitij Poly line Limited	BHARAT HEMRAJ GALA	SELL	1390583	7.35
MKPL	M K Proteins Limited	SANJAYKUMAR TIKAMCHAND BUCHA	BUY	83000	834.14
MAHESHWARI	Maheshwari Logistics Limi	JAINAM BROKING LIMITED	BUY	246000	97.07
MINDACORP	Minda Corporation Ltd	KOTAK MAHINDRA LIFE INSURANCE COMPANY LIMITED A/C CLASSIC OPPORTUNITIES FUND	BUY	1378340	330.94
ONDOOR	On Door Concepts Limited	NARESH NAGPAL	BUY	40200	193.28
PANSARI	Pansari Developers Ltd	PRAKASH KUMAR CHANDAK	BUY	90000	73.65
PANSARI	Pansari Developers Ltd	PRAYASH DEALTRADE PRIVATE LIMITED	SELL	90000	73.65
CLOUDPP	Var Cld Ltd Rs.2.5 ppd up	C. R. KOTHARI & SONS COMMODITIES PVT. LTD.	SELL	31200	65.7
CLOUDPP	Var Cld Ltd Rs.2.5 ppd up	EVLI GEM FUND	SELL	40800	68
CLOUDPP	Var Cld Ltd Rs.2.5 ppd up	MANSI SHARE AND STOCK ADVISORS PVT LTD	SELL	116400	66.23

Disclosure:

Research Reports that are published by Nirmal Bang Securities Private Limited (hereinafter referred to as "NBSPL") are for private circulation only. NBSPL is a registered Research Analyst under SEBI (Research Analyst) Regulations, 2014 having Registration no. INH000001766. NBSPL is also a registered Stock Broker with National Stock Exchange of India Limited, BSE Limited, Metropolitan Stock Exchange of India Limited, Multi Commodity Exchange of India Limited and , National Commodity and Derivative Exchange Limited in Capital Market , Equity and Commodities derivatives segments and Currency Derivatives Segment .

NBSPL has other business divisions with independent research teams separated by Chinese walls, and therefore may, at times, have different or contrary views on stocks and markets.

NBSPL or its associates have not been debarred / suspended by SEBI or any other regulatory authority for accessing / dealing in securities Market since last 20 years. NBSPL, its associates or analyst or his relatives do not hold any financial interest (Except Investment) in the subject company. NBSPL or its associates or Analyst do not have any conflict or material conflict of interest at the time of publication of the research report with the subject company. NBSPL or its associates or Analyst or his relatives may or may not hold beneficial ownership of 1% or more in the subject company at the end of the month immediately preceding the date of publication of this research report.

NBSPL or its associates / analyst has not received any compensation / managed or co-managed public offering of securities of the company covered by Analyst during the past twelve months. NBSPL or its associates have not received any compensation or other benefits from the company covered by Analyst or third party in connection with the research report. Analyst has not served as an officer, director or employee of Subject Company. NBSPL / analyst has not been engaged in market making activity of the subject company.

Analyst Certification: The research analysts and authors of these reports, hereby certify that the views expressed in this research report accurately reflects my/our personal views about the subject securities, issuers, products, sectors or industries. It is also certified that no part of the compensation of the analyst(s) was, is, or will be directly or indirectly related to the inclusion of specific recommendations or views in this research. The analyst(s) principally responsible for the preparation of this research report and has taken reasonable care to achieve and maintain independence and objectivity in making any recommendations.

Disclaimer:

The Research Report is for the personal information of the authorized recipient and does not construe to be any investment, legal or taxation advice. NBSPL is not soliciting any action based upon it. Nothing in the research report shall be construed as a solicitation to buy or sell any security or product, or to engage in or refrain from engaging in any such transaction. In preparing the research report, we did not take into account the investment objectives, financial situation and particular needs of the reader.

The research report has been prepared for the general use of the clients of NBSPL and must not be copied, either in whole or in part, or distributed or redistributed to any other person in any form. If you are not the intended recipient you must not use or disclose the information in the research report in any way. Though disseminated to all the customers simultaneously, not all customers may receive the research report at the same time. NBSPL will not treat recipients as customers by virtue of their receiving the research report. The research report is not directed or intended for distribution to or use by any person or entity resident in a state, country or any jurisdiction, where such distribution, publication, availability or use would be contrary to law, regulation or which would subject NBSPL & its group companies to registration or licensing requirements within such jurisdictions.

The report is based on the information obtained from sources believed to be reliable, but we do not make any representation or warranty that it is accurate, complete or up-to-date and it should not be relied upon as such. We accept no obligation to correct or update the information or opinions in it. NBSPL or any of its affiliates or employees shall not be in any way responsible for any loss or damage that may arise to any person from any inadvertent error in the information contained in the research report. NBSPL or any of its affiliates or employees do not provide, at any time, any express or implied warranty of any kind, regarding any matter pertaining to this report, including without limitation the implied warranties of merchantability, fitness for a particular purpose, and non-infringement. The recipients of the research report should rely on their own investigations.

This information is subject to change without any prior notice. NBSPL reserves its absolute discretion and right to make or refrain from making modifications and alterations to this statement from time to time. Nevertheless, NBSPL is committed to providing independent and transparent recommendations to its clients, and would be happy to provide information in response to specific client queries.

Before making an investment decision on the basis of research report, the reader needs to consider, with or without the assistance of an adviser, whether the advice is appropriate in light of their particular investment needs, objectives and financial circumstances. There are risks involved in securities trading. The price of securities can and does fluctuate, and an individual security may even become valueless. International investors are reminded of the additional risks inherent in international investments, such as currency fluctuations and international stock market or economic conditions, which may adversely affect the value of the investment. Opinions expressed are subject to change without any notice. Neither the company nor the director or the employees of NBSPL accept any liability whatsoever for any direct, indirect, consequential or other loss arising from any use of the research report and/or further communication in relation to the research report. Here it may be noted that neither NBSPL, nor its directors, employees, agents or representatives shall be liable for any damages whether direct or indirect, incidental, special or consequential including lost revenue or lost profit that may arise from or in connection with the use of the information contained in the research report.

Copyright of this document vests exclusively with NBSPL.

Our reports are also available on our website

Registration granted by SEBI and certification from NISM in no way guarantee performance of NBSPL or provide any assurance of returns to investors.

Nirmal Bang Research (Division of Nirmal Bang Securities Pvt. Ltd.)

B-2, 301/302, Marathon Innova,
Opp. Peninsula Corporate Park
Off. Ganpatrao Kadam Marg
Lower Parel(W), Mumbai-400013
Board No. : 91 22 6723 8000/8001
Fax. : 022 6723 8010